

Now Yesterday

Search:

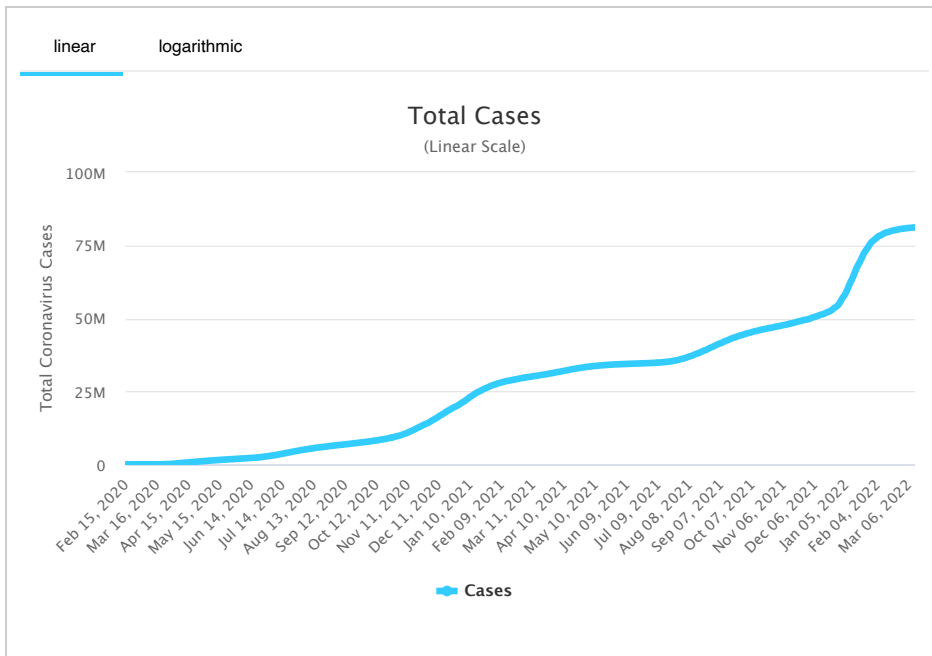
#	USA State	Total Cases	New Cases	Total Deaths	New Deaths	Total Recovered	Active Cases	Tot Cases/ 1M pop	Deaths/ 1M pop	Total Tests
	USA Total	81,154,960		993,044		55,757,373	24,404,543	245,179	3,000	963,81
1	California (/coronavirus/usa/california/)	9,033,843		87,397		N/A	N/A	228,634	2,212	150,2
2	Texas (/coronavirus/usa/texas/)	6,676,962		86,647		N/A	N/A	230,273	2,988	61,1
3	Florida (/coronavirus/usa/florida/)	5,868,632		71,853		N/A	N/A	273,243	3,345	54,7
4	New York (/coronavirus/usa/new-york/)	5,094,420		68,165		N/A	N/A	261,876	3,504	102,1
5	Illinois (/coronavirus/usa/illinois/)	3,045,718		37,310		2,926,690	81,718	240,354	2,944	55,7
6	Pennsylvania (/coronavirus/usa/pennsylvania/)	2,768,240		43,810		N/A	N/A	216,235	3,422	25,1
7	Ohio (/coronavirus/usa/ohio/)	2,663,019		37,410		2,605,615	19,994	227,821	3,200	21,8
8	North Carolina (/coronavirus/usa/north-carolina/)	2,608,603		22,922		2,560,824	24,857	248,721	2,186	26,1
9	Georgia (/coronavirus/usa/georgia/)	2,476,516		36,193		1,642,448	797,875	233,250	3,409	23,4
10	Michigan (/coronavirus/usa/michigan/)	2,371,788		35,188		1,421,905	914,695	237,491	3,523	23,8
11	New Jersey (/coronavirus/usa/new-jersey/)	2,180,216		33,087		1,946,658	200,471	245,459	3,725	17,3
12	Tennessee (/coronavirus/usa/tennessee/)	2,015,254		24,853		N/A	N/A	295,095	3,639	12,5
13	Arizona (/coronavirus/usa/arizona/)	1,987,318		28,090		1,913,712	45,516	273,031	3,859	18,4
14	Indiana (/coronavirus/usa/indiana/)	1,686,671		23,164		1,489,978	173,529	250,537	3,441	19,1
15	Massachusetts (/coronavirus/usa/massachusetts/)	1,680,673		23,751		N/A	N/A	243,841	3,446	41,5
16	Virginia (/coronavirus/usa/virginia/)	1,653,212		19,212		N/A	N/A	193,686	2,251	18,7
17	Wisconsin (/coronavirus/usa/wisconsin/)	1,577,659		13,713		N/A	N/A	270,962	2,355	15,3

18	South Carolina (/coronavirus/usa/south-carolina/)	1,465,127	17,372	1,079,090	368,665	284,562	3,374	15,6
19	Washington (/coronavirus/usa/washington/)	1,437,914	12,183	N/A	N/A	188,829	1,600	11,7
20	Minnesota (/coronavirus/usa/minnesota/)	1,421,869	12,464	1,404,873	4,532	252,121	2,210	19,0
21	Missouri (/coronavirus/usa/missouri/)	1,403,268	19,355	918,868	465,045	228,641	3,154	14,3
22	Colorado (/coronavirus/usa/colorado/)	1,325,063	12,707	845,614	466,742	230,096	2,207	16,8
23	Kentucky (/coronavirus/usa/kentucky/)	1,294,699	14,259	N/A	N/A	289,793	3,192	13,6
24	Alabama (/coronavirus/usa/alabama/)	1,288,999	18,832	N/A	N/A	262,890	3,841	7,3
25	Louisiana (/coronavirus/usa/louisiana/)	1,229,653	16,887	N/A	N/A	264,510	3,633	14,7
26	Oklahoma (/coronavirus/usa/oklahoma/)	1,027,136	13,514	N/A	N/A	259,576	3,415	5,4
27	Maryland (/coronavirus/usa/maryland/)	1,006,062	14,237	N/A	N/A	166,410	2,355	19,1
28	Utah (/coronavirus/usa/utah/)	925,519	4,539	912,672	8,308	288,687	1,416	9,3
29	Iowa (/coronavirus/usa/iowa/)	850,643	9,262	N/A	N/A	269,611	2,936	8,4
30	Arkansas (/coronavirus/usa/arkansas/)	825,653	10,864	812,219	2,570	273,594	3,600	6,6
31	Mississippi (/coronavirus/usa/mississippi/)	792,560	12,255	774,429	5,876	266,304	4,118	6,0
32	Kansas (/coronavirus/usa/kansas/)	768,725	8,006	736,514	24,205	263,866	2,748	2,2
33	Connecticut (/coronavirus/usa/connecticut/)	729,697	10,615	695,625	23,457	204,667	2,977	15,2
34	Oregon (/coronavirus/usa/oregon/)	699,362	6,869	590,594	101,899	165,815	1,629	10,6
35	Nevada (/coronavirus/usa/nevada/)	688,054	9,922	598,410	79,722	223,383	3,221	6,8
36	New Mexico (/coronavirus/usa/new-mexico/)	515,164	7,050	484,942	23,172	245,687	3,362	6,6
	West Virginia	494,875	6,550	486,893	1,432	276,135	3,655	5,8

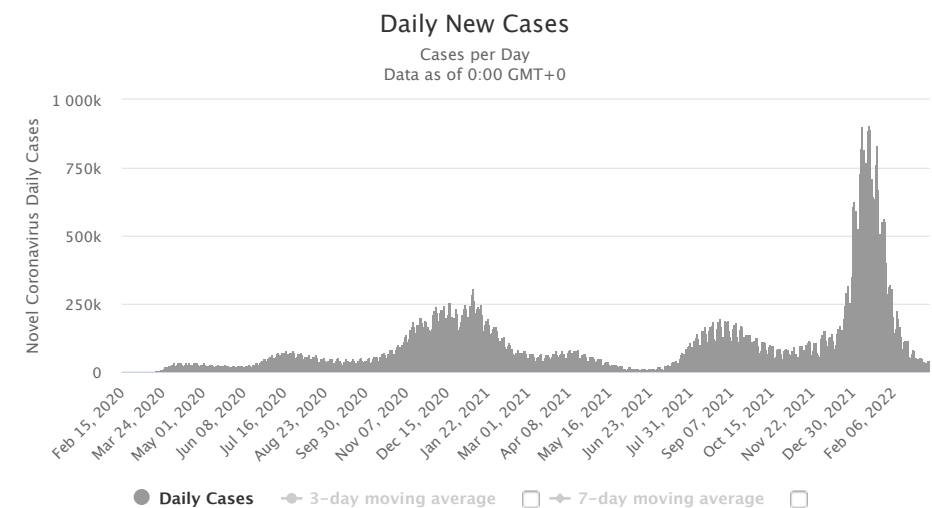
37	(/coronavirus/usa/west-virginia/)									
38	Nebraska (/coronavirus/usa/nebraska/)	476,844		4,026		N/A	N/A	246,506	2,081	5,3
39	Idaho (/coronavirus/usa/idaho/)	437,931		4,819		156,867	276,245	245,056	2,697	2,8
40	Rhode Island (/coronavirus/usa/rhode-island/)	357,802		3,421		N/A	N/A	337,753	3,229	7,5
41	New Hampshire (/coronavirus/usa/new-hampshire/)	300,185		2,415		296,796	974	220,771	1,776	4,4
42	Montana (/coronavirus/usa/montana/)	271,641		3,223		267,567	851	254,160	3,016	2,6
43	Delaware (/coronavirus/usa/delaware/)	258,024		2,753		250,952	4,319	264,976	2,827	1,0
44	North Dakota (/coronavirus/usa/north-dakota/)	239,125		2,223		236,462	440	313,787	2,917	6
45	Hawaii (/coronavirus/usa/hawaii/)	237,672		1,354		N/A	N/A	167,863	956	3,5
46	South Dakota (/coronavirus/usa/south-dakota/)	236,602		2,853		230,733	3,016	267,450	3,225	2,1
47	Alaska (/coronavirus/usa/alaska/)	235,505		1,168		168,808	65,529	321,928	1,597	4,0
48	Maine (/coronavirus/usa/maine/)	232,011		2,142		N/A	N/A	172,600	1,593	4,7
49	Wyoming (/coronavirus/usa/wyoming/)	155,744		1,749		153,740	255	269,100	3,022	1,3
50	District Of Columbia (/coronavirus/usa/district-of-columbia/)	135,223		1,326		N/A	N/A	191,602	1,879	3,0
51	Vermont (/coronavirus/usa/vermont/)	113,948		608		107,582	5,758	182,612	974	3,4
52	Puerto Rico	475,589		4,148		261,645	209,796	140,418	1,225	3,8
53	Guam	46,243		337		44,182	1,724			4
54	United States Virgin Islands	15,556		109		15,415	32			3
55	Northern Mariana Islands	10,379		30		10,094	255			!
56	American Samoa	443		39		N/A	N/A			
57	Veteran Affairs	612,065		21,155		586,272	4,638			7,9
58	US Military	605,830		681		553,535	51,614			
59	Federal Prisons	68,946		295		N/A	N/A			1:

60	Navajo Nation	52,695	1,656	50,800	239			5
61	Grand Princess Ship	122	7	115	0			
62	Wuhan Repatriated	3		3	0			
63	Diamond Princess Ship	46		46	0			
	Total:	81,154,960	993,044	55,757,373	24,404,543	245,179	3,000	963,81

Total Coronavirus Cases in the United States

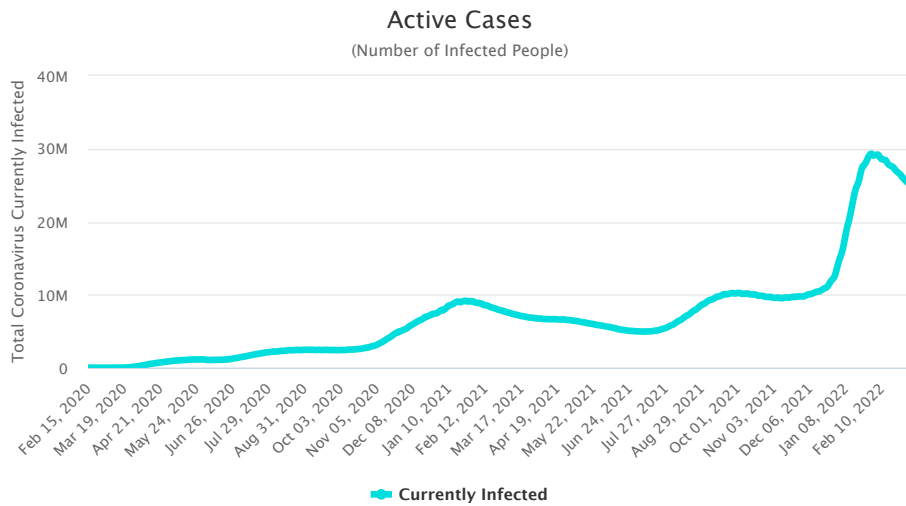


Daily New Cases in the United States

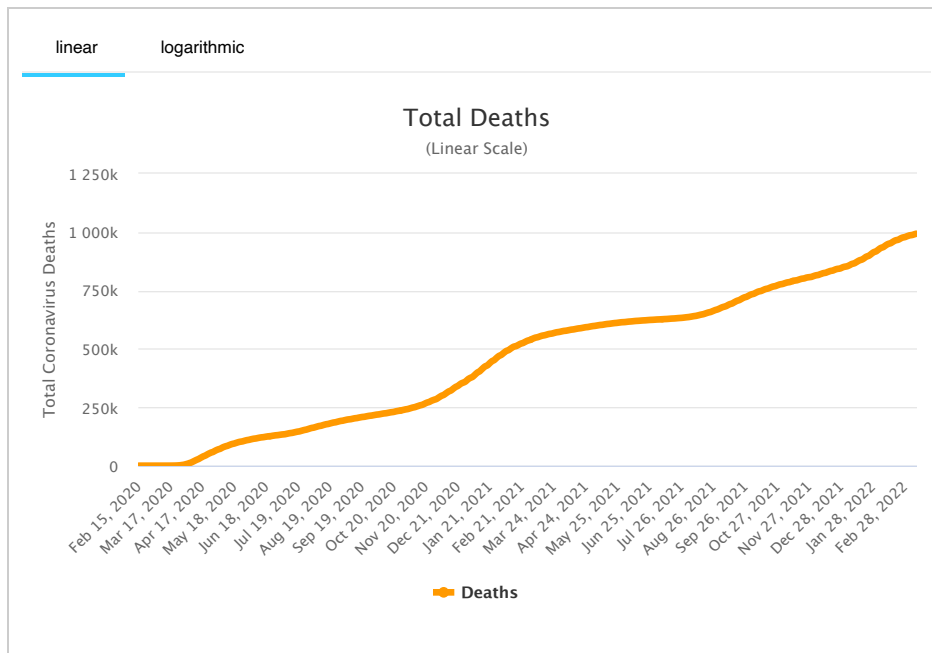


See also: [Daily Deaths Graph](#)

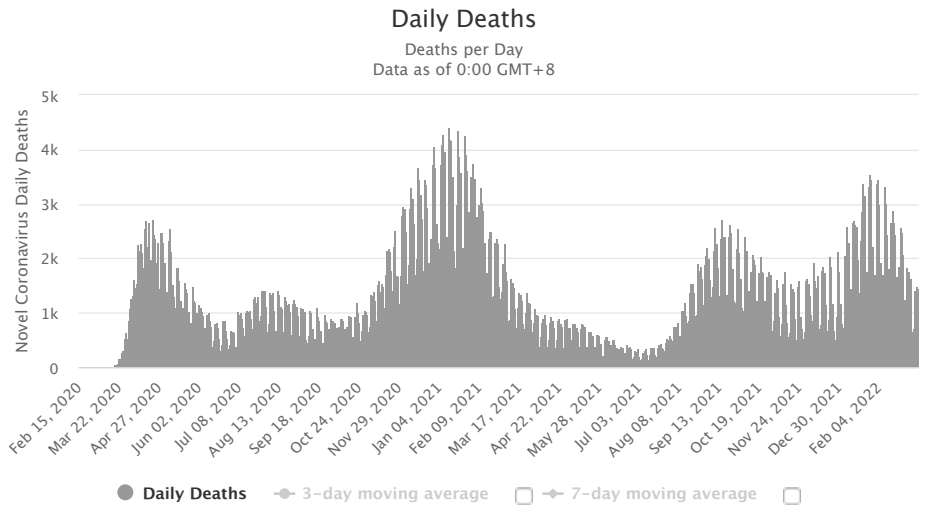
Active Cases in the United States



Total Coronavirus Deaths in the United States



Daily New Deaths in the United States



See also: [Daily Cases Graph](#)

Latest News

March 11 (GMT)

Updates

- 39,254 new cases and 1,022 new deaths in [the United States \(/coronavirus/country/us/\)](#)

March 10 ✓

March 9 ✓

March 8 ✓

March 7 ✓

March 6 ✓

Historical account of the initial stages of the epidemic in the United States

Content:

- First 20 cases in the United States
- Progression of first suspected cases
- Timeline of initial events
- Sources for the historical account

First 20 cases in the United States

Information collected on the first 20 domestic cases (not including repatriated cases and Diamond Princess cruise ship evacuee cases) is presented in the table below:

State	Cases	Sex	Age	Date	Case #	Location	Source
Oregon	1			Feb. 29	17 th	Washington C.	
Washington	2			Feb. 29	18,19 th		
	1	M	30s	Jan. 21	1 st	Snohomish	[7]
Illinois	1			Mar. 1	20 th		
	1	M	60s	Jan. 30	6 th	Chicago	[12]
	1	F	60s	Jan. 24	2 nd	Chicago	[8]
California	2	unkn.	unkn.	Jan. 26	3 rd ,4 th	Orange C., L.A.	[9]
	1	M	adult	Jan. 31	7 th	Santa Clara C.	[17][18]
	1	F	unkn.	Feb. 2	9 th	Santa Clara C.	
	1	M	57	Feb. 2	10 th	San Benito C.	
	1	F	57	Feb. 2	11 th	San Benito C.	
	1		65	Feb. 28	16 th	Santa Clara C.	
	1			Feb. 21	13 th	Humboldt C.	
	1			Feb. 21	14 th	Sacramento C.	
	1			Feb. 26	15 th	[Northern California]	
Massachusetts	1	M	20s	Feb. 1	8 th	Boston	[16]
Arizona	1	unkn.	student	Jan. 26	5 th	Maricopa County	
Wisconsin	1			Feb. 5	12 th	Madison	

Patients Under Investigation (PUI) in the United States

CDC in the early stages released information regarding the number of cases and people under investigation that was updated regularly on Mondays, Wednesdays, and Fridays. Below we provide the historical reports that we were able to gather in order to track the progression in the number of suspected cases and US states involved through time in the initial stages

As of Feb. 10:

<i>Number of U.S. States with PUI</i>	<i>36</i>
Positive	12
Negative	318
Pending (specimens awaiting testing)	68
TOTAL	398

As of Feb. 7:

<i>Number of U.S. States with PUI</i>	<i>36</i>
Positive	12
Negative	225
Pending (specimens awaiting testing)	100
TOTAL	337

As of Feb. 5:

<i>Number of U.S. States with PUI</i>	<i>36</i>
Positive	11
Negative	206
Pending (specimens awaiting testing)	76
TOTAL	293

As of Feb. 3:

<i>Number of U.S. States with PUI</i>	<i>36</i>
Positive	11
Negative	167
Pending (specimens awaiting testing)	82
TOTAL	260

As of January 31:




<i>Number of U.S. States with PUI</i>	<i>36</i>
Positive	6
Negative	114
Pending (specimens awaiting testing)	121
TOTAL	241

Previously, as of January 29, there were 92 suspected cases awaiting testing.

<i>Number of U.S. States with PUI</i>	<i>36</i>
Positive	5
Negative	68

Pending (specimens awaiting testing)	92
TOTAL	165

Timeline of Events

-  On January 31, HHS declared Coronavirus a Public Health Emergency in the US (<https://www.hhs.gov/about/news/2020/01/31/secretary-azar-declares-public-health-emergency-us-2019-novel-coronavirus.html>)
As of Jan. 31, the Wuhan coronavirus is officially a public health emergency in the United States, Alex Azar, secretary of the US Department of Health and Human Services (HHS), announced at a White House press briefing.
-  On Jan. 31, the U.S. Centers for Disease Control and Prevention (CDC) **issued a federal quarantine for 14 days** affecting the 195 American evacuees from Wuhan, China. Starting Sunday, Feb. 2, U.S. citizens, permanent residents and immediate family who have visited China's Hubei province will undergo a **mandatory 14 days quarantine** and, if they have visited other parts of China, they would be screened at airports and asked to self-quarantine for 14 days. The last time the CDC had issued a quarantine was over 50 years ago in the 1960s, for smallpox.
-  President Donald Trump signed an order on Jan. 31 for the U.S. to **deny entry to foreign nationals who traveled to China** within the preceding two weeks, aside from the immediate family of U.S. citizens.
- On Jan. 30, the CDC had confirmed the **first case of person to person transmission in the U.S.:** ^[12] the husband of the Chicago, Illinois case who had returned from Wuhan, China on Jan. 13 and who tested positive for the virus on Jan. 24).
- CDC stated on Jan. 30 that "It is likely there will be more cases of 2019-nCoV reported in the U.S. in the coming days and weeks, including more person-to-person spread."^[12]
- The virus had been confirmed in **5 states**.
- On Jan. 31, **New York City** health officials vehemently denied the rumor regarding a coronavirus case in the city.^[13] On Feb. 1, however, the city's health commissioner did report that there was a test being performed on a person under 40 who had returned from China, developed matching symptoms, and tested negative to the seasonal flu.
- Most US patients had recently visited Wuhan.**
- All of the first five U.S. cases were described as **mild**.
- A study on the first US case of novel coronavirus detailed mild symptoms followed by pneumonia (https://www.cnn.com/2020/01/31/health/washington-coronavirus-study-nejm/index.html?utm_term=link&utm_medium=social&utm_content=2020-02-01T00)

U.S. Airlines suspended ALL flights between the U.S. and China

On Friday, January 31, Delta, American and United announced they would temporarily suspend all of their mainland China flights in response to the coronavirus outbreak.^[14]

Prior to this January 31 announcement:

- UNITED AIRLINES**
on Jan. 28 had announced it would cut 24 flights between the U.S. and China for the first week of February.
- AMERICAN AIRLINES**
on Jan. 29 had announced it would suspend flights from Los Angeles to Shanghai and Beijing from Feb. 9 through March 27, 2020. It will maintain its flight schedules (10 daily A/R) from Dallas-Fort Worth to Shanghai and Beijing, as well as from Los Angeles and Dallas-Fort Worth to Hong Kong.

- **DELTA**

had not adjusted its schedule of direct flights from the U.S. to China. It is the only airline with direct flights to not take action so far.

The White House was considering issuing a ban on flights between the United States and China, as of late Jan. 28^[11]. Italy has announced on January 31 that it was suspending all flights to and from China following the first 2 cases of coronavirus in Italy.

Travel Alert: Do Not Travel to China

- The U.S. State Department on January 30 issued a **Level 4: Do Not Travel to China Alert** (<https://travel.state.gov/content/travel/en/traveladvisories/traveladvisories/china-travel-advisory.html>) ^[4] (the highest level of alert).
- Previously, on January 29, the advisory was set at a lower "Level 3: Reconsider Travel" advising not to travel to Hubei Province: (Level 4) and reconsider travel to the remainder of China (Level 3).
- The CDC on Jan. 28 issued a Level 3 Warning (<https://wwwnc.cdc.gov/travel/notices/warning/novel-coronavirus-china>), recommending that travelers **avoid all nonessential travel to China** ^[5].

Screening incoming passengers at 20 airports in the U.S.

On January 17, the CDC announced that 3 airports in the United States would begin screening incoming passengers from China: SFO, JFK, and LAX ^[6] Other 2 airports were added subsequently, and on January 28, the U.S. Department of Health and Human Services (HHS) announced that 15 additional U.S. airports (bringing the total to 20) would begin screening incoming travelers from China.

Below is the complete list of airports where screening for the 2019 Novel Coronavirus (2019-nCoV) is in place:

- Los Angeles International (LAX)
- San Francisco International (SFO)
- Chicago O'Hare
- New York JFK
- Atlanta Hartsfield-Jackson International
- Houston George Bush Intercontinental
- Dallas-Fort Worth International
- San Diego International
- Seattle-Tacoma International
- Honolulu International
- Anchorage Ted Stevens International
- Minneapolis-St. Paul International
- Detroit Metropolitan
- Miami International
- Washington Dulles International
- Philadelphia International
- Newark Liberty International

- Boston Logan International
- El Paso International
- Puerto Rico's San Juan Airport

Sources for the historical account

1. Novel Coronavirus (2019-nCoV) situation reports (<https://www.who.int/emergencies/diseases/novel-coronavirus-2019/situation-reports/>) - World Health Organization (<https://www.who.int/>) (WHO)
2. 2019 Novel Coronavirus (2019-nCoV) in the U.S (<https://www.cdc.gov/coronavirus/2019-ncov/cases-in-us.html>) - U.S. Centers for Disease Control and Prevention (<https://www.cdc.gov/>) (CDC)
3. Symptoms of Novel Coronavirus (2019-nCoV) (<https://www.cdc.gov/coronavirus/2019-ncov/about/symptoms.html>) - CDC
4. China Travel Advisory (<https://travel.state.gov/content/travel/en/traveladvisories/traveladvisories/china-travel-advisory.html>) - U.S. State Department, accessed January 31, 2020.
5. Novel Coronavirus in China - Warning - Level 3, Avoid Nonessential Travel (<https://wwwnc.cdc.gov/travel/notices/warning/novel-coronavirus-china>) - CDC, January 28, 2020.
6. Public Health Screening to Begin at 3 U.S. Airports for 2019 Novel Coronavirus ("2019-nCoV") (<https://www.cdc.gov/media/releases/2020/p0117-coronavirus-screening.html>) - CDC January 17, 2020
7. First Travel-related Case of 2019 Novel Coronavirus Detected in United States (<https://www.cdc.gov/media/releases/2020/p0121-novel-coronavirus-travel-case.html>) - CDC, January 21, 2020
8. Second Travel-related Case of 2019 Novel Coronavirus Detected in United States (<https://www.cdc.gov/media/releases/2020/p0124-second-travel-coronavirus.html>) - CDC, January 24, 2020
9. CDC confirms additional cases of 2019 Novel Coronavirus in United States (<https://www.cdc.gov/media/releases/2020/s0126-coronavirus-new-cases.html>) - CDC, January 26, 2020
10. 2019 Novel Coronavirus (2019-nCoV) in the U.S. (<https://www.cdc.gov/coronavirus/2019-ncov/cases-in-us.html>) - CDC, Updated January 29, 2020
11. White House considers ban on flights to China amid coronavirus outbreak (<https://eu.usatoday.com/story/travel/news/2020/01/28/white-house-considers-ban-china-flights-amid-coronavirus-outbreak/4602839002/>) - USA Today, Jan. 28, 2020
12. CDC Confirms Person-to-Person Spread of New Coronavirus in the United States (<https://www.cdc.gov/media/releases/2020/p0130-coronavirus-spread.html>) - CDC Press Release, Jan. 30, 2020
13. NYC Officials Deny Report Of Coronavirus Amid Confusion (<https://www.forbes.com/sites/sergeiklebnikov/2020/01/31/nyc-officials-deny-report-of-coronavirus-amid-confusion/#351e47b5652c>) - Forbes, Jan. 31, 2020
14. Delta, American, United to suspend all China mainland flights as coronavirus crisis grows (<https://eu.usatoday.com/story/travel/2020/01/31/coronavirus-china-flight-ban-delta-cuts-all-flights-white-house/4620989002/>) - USA Today, Jan. 31, 2020
15. Secretary Azar Declares Public Health Emergency for United States for 2019 Novel Coronavirus (<https://www.hhs.gov/about/news/2020/01/31/secretary-azar-declares-public-health-emergency-us-2019-novel-coronavirus.html>) - U.S. Department of Health and Human Services (HHS), Jan. 31, 2020
16. Man returning from Wuhan, China is first case of 2019 Novel Coronavirus confirmed in Massachusetts (<https://www.mass.gov/news/man-returning-from-wuhan-china-is-first-case-of-2019-novel-coronavirus-confirmed-in>) - Massachusetts Department of Public Health, Feb. 1, 2020
17. County of Santa Clara Public Health Department Reports First Case of Novel (new) Coronavirus (<https://www.sccgov.org/sites/phd/news/Pages/novel-coronavirus-1-31-2020.aspx>) - Santa Clara County Public Health, Jan. 31, 2020
18. Coronavirus: First case confirmed in Santa Clara County (<https://www.mercurynews.com/2020/01/31/santa-clara-coronavirus/>) - Mercury News, Jan. 31. 2020

worldometer (/)

[about \(/about/\)](#) | [faq \(/faq/\)](#) | [languages \(/languages/\)](#) | [contact \(/contact/\)](#) | [report coronavirus cases \(/report_us/\)](#)



[\(/newsletter-subscribe/\)](#)



[\(/https://twitter.com/Worldometers\)](https://twitter.com/Worldometers)



[\(/https://www.facebook.com/Worldometers.info\)](https://www.facebook.com/Worldometers.info)

© Copyright Worldometers.info - All rights reserved - [Disclaimer & Privacy Policy \(/disclaimer/\)](#)